

Legislative Report Cards on Racial Equity





OAP
ORGANIZING APPRENTICESHIP PROJECT

JERMAINE TONEY
ORGANIZING APPRENTICESHIP PROJECT

MINNESOTA LEGISLATIVE REPORT CARD ON RACIAL EQUITY

2007

- 1. GOALS OF REPORT**
- 2. DEMOGRAPHICS**
- 3. RACIAL DISPARITIES**
- 4. RACIAL EQUITY
LEGISLATION**
- 5. KEY FINDINGS**
- 6. IMPACTS OF REPORT**



OAP
ORGANIZING APPRENTICESHIP PROJECT
JERMAINE TONEY

MINNESOTA LEGISLATIVE REPORT CARD ON RACIAL EQUITY

2007

1. GOALS OF REPORT
2. DEMOGRAPHICS
3. RACIAL DISPARITIES
4. RACIAL EQUITY LEGISLATION
5. KEY FINDINGS
6. IMPACTS OF REPORT



Four Goals of the Report Card

- *Share* a tool to help us talk explicitly about race.
- *Expose* the racial dynamics and unintended consequences of “colorblind” policies.
- *Create* a multiracial and multi-issue framework to advance racially equitable policymaking.
- *Legitimize* racial equity as a standard for measuring government effectiveness.



1. GOALS

2. DEMOGRAPHICS

3. RACIAL DISPARITIES

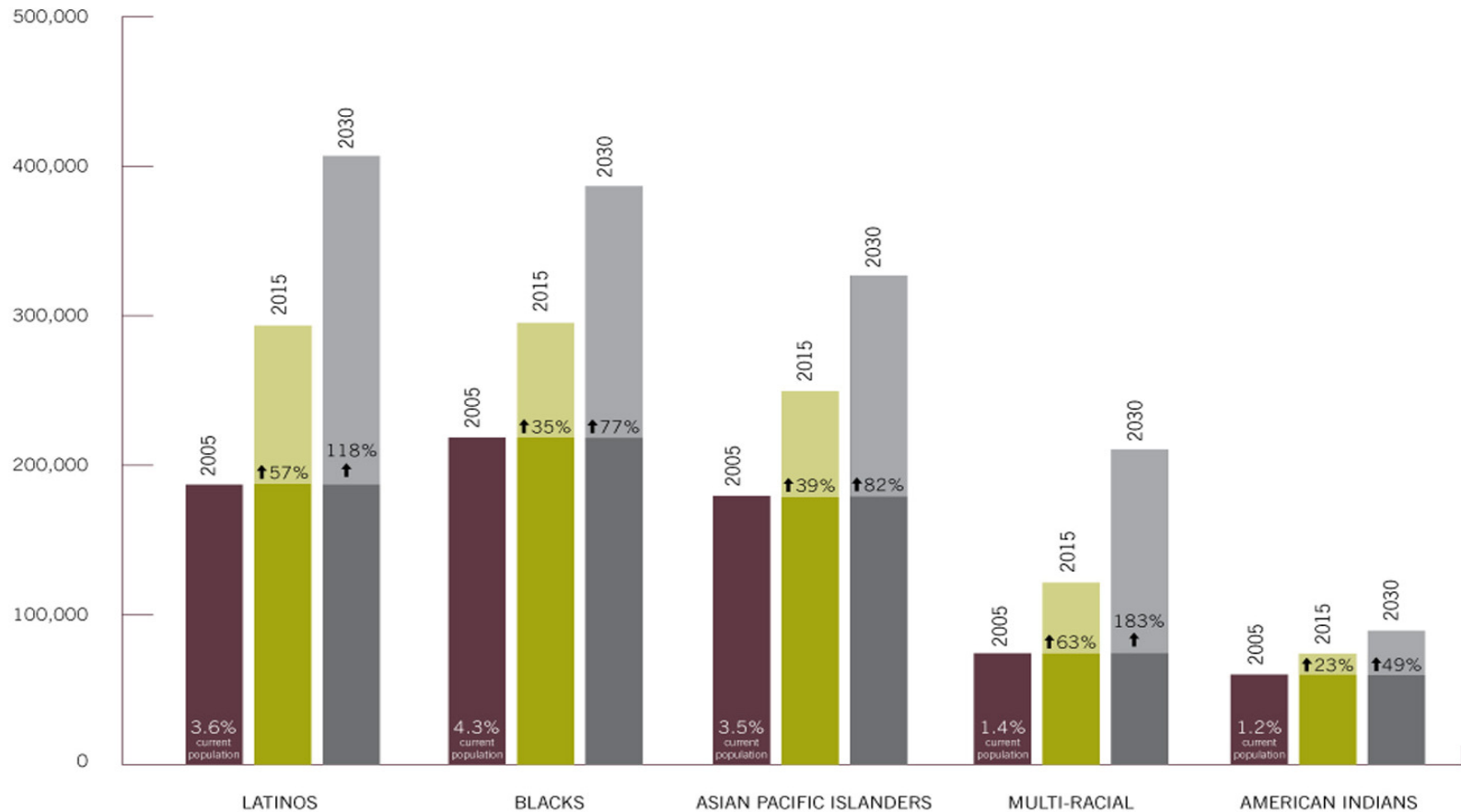
4. RACIAL EQUITY
LEGISLATION

5. KEY FINDINGS

6. IMPACTS OF REPORT



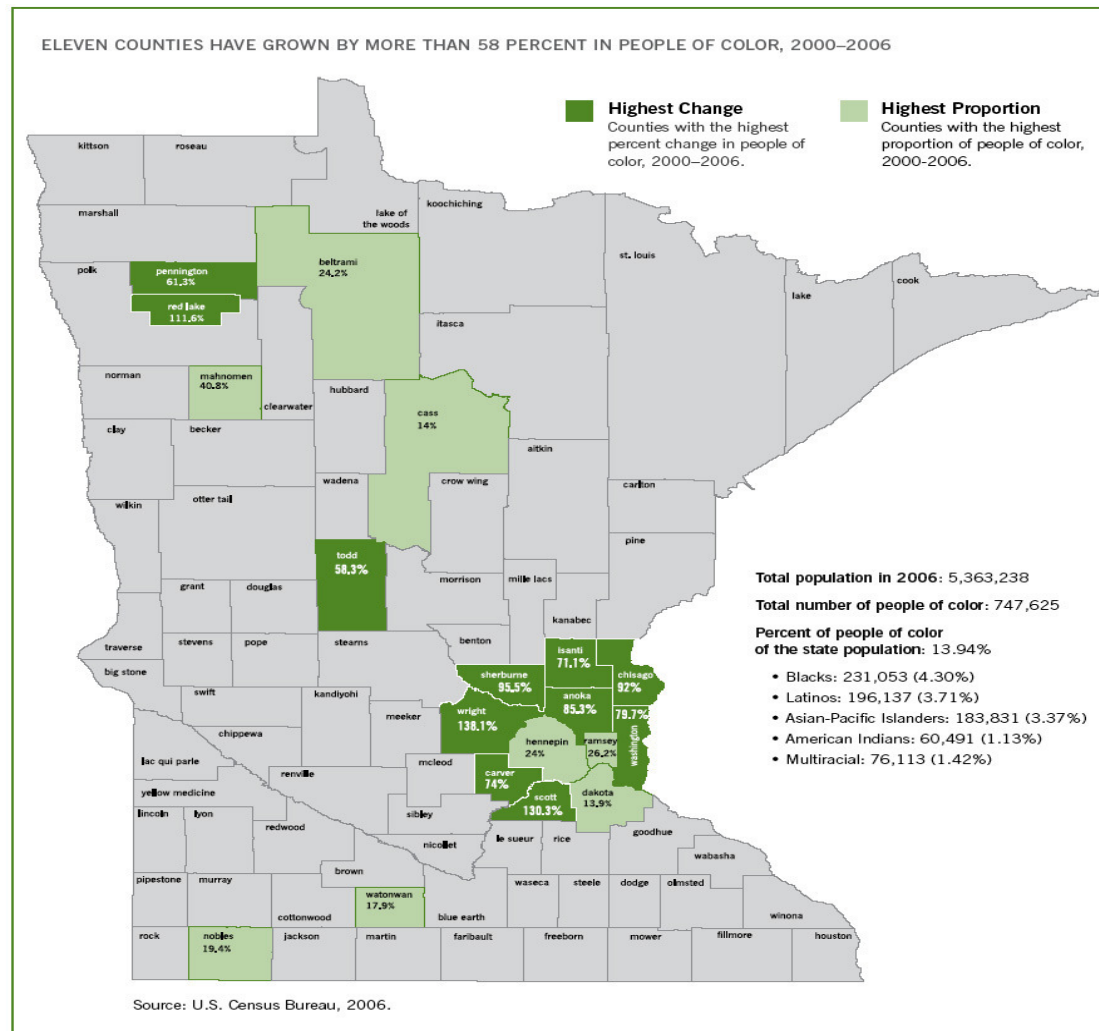
By 2030, Minnesotans of Color will comprise One-Fourth of the Population



Source: Minnesota State Demographic Center, "Minnesota Population Projections by Race and Hispanic Origin, 2000–2030," January 2005. The 2005 estimate comes from the U.S. Census Bureau, 2005.



Minnesota's Growth in Populations of Color is Outside of Twin Cities, 2000-2006





OAP
ORGANIZING APPRENTICESHIP PROJECT
JERMAINE TONEY

MINNESOTA LEGISLATIVE REPORT CARD ON RACIAL EQUITY

2007

1. GOALS OF REPORT
2. DEMOGRAPHICS
3. **RACIAL DISPARITIES**
4. RACIAL EQUITY
LEGISLATION
5. KEY FINDINGS
6. IMPACTS OF REPORT



Minnesota Tops the Charts in Quality-of-Life, Yet there are Stark Racial Disparities

Education Outcomes

Minnesota ranks 3rd in student graduation rates. Meanwhile, only three of four Blacks, two of three American Indians and Latinos graduate from high school compared to nine of ten whites.

Facing Poverty

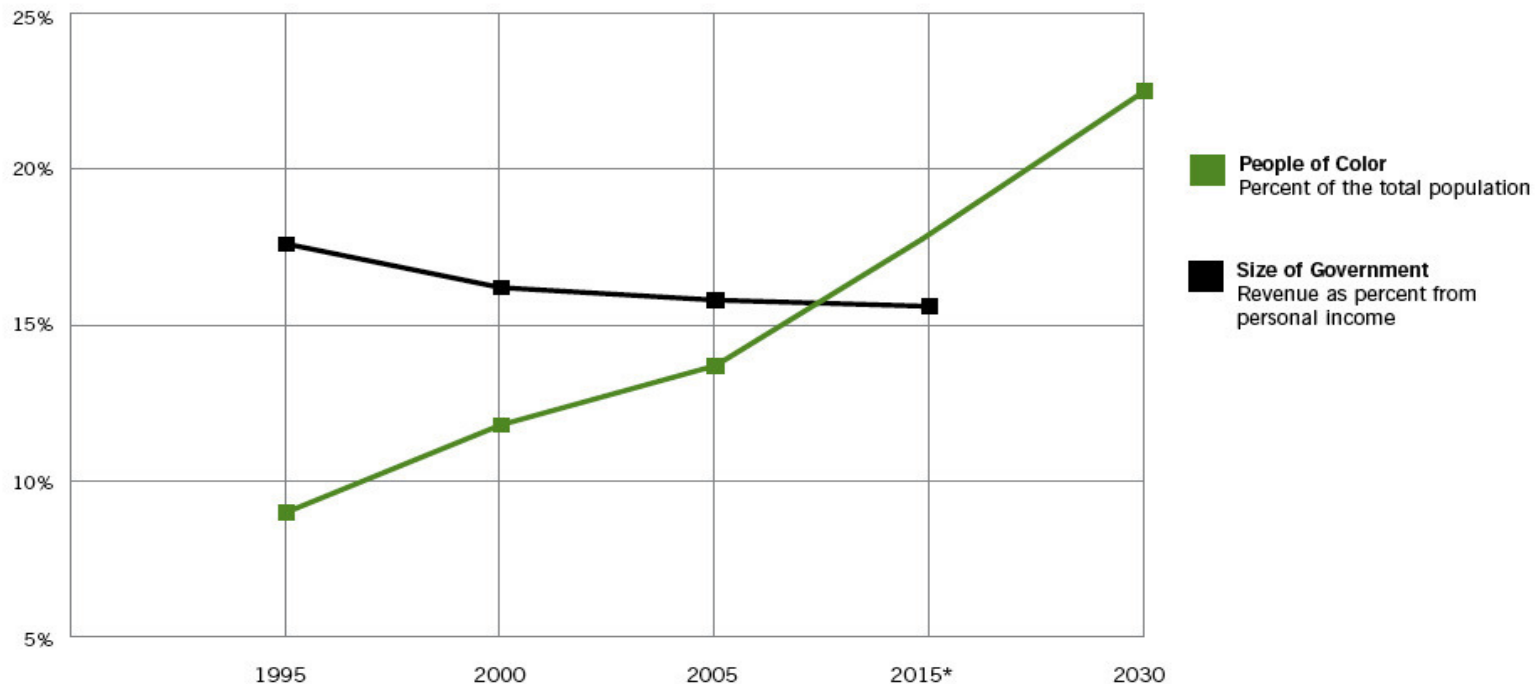
Minnesota has 3rd lowest poverty rate. Yet, Latinos are two times, American Indians and Blacks are three times more likely to face poverty than whites.

Health Care Access

Minnesota ranks 1st in population without health insurance. However, Latinos have an insurance rate that is six times higher, Blacks and American Indians two times higher than whites.

Public Investment in Minnesota's Good Life is Shrinking

AS DIVERSITY RISES, THE INFRASTRUCTURE DISMANTLES IN MINNESOTA



Source: Minnesota State Demographic Center, "Minnesota Population Projections by Race and Hispanic Origin, 2000-2030," Jan. 2005; Council on Crime and Justice, "Justice, Where Art Thou? A Framework for the Future," Oct. 2007; Minnesota Department of Finance, "Price of Government: State and Local Government Revenues are Forecast Through 2011," Jan. 2007. The size of government (or "price of government") reflects state and local government revenue as a percent of personal income. The * denotes that the figure is for year 2011.



OAP
ORGANIZING APPRENTICESHIP PROJECT

JERMAINE TONEY
ORGANIZING APPRENTICESHIP PROJECT

MINNESOTA LEGISLATIVE REPORT CARD ON RACIAL EQUITY

2007

1. GOALS OF REPORT
2. DEMOGRAPHICS
3. RACIAL DISPARITIES
4. **RACIAL EQUITY
LEGISLATION**
5. KEY FINDINGS
6. IMPACTS OF REPORT



Criteria for Racially Equitable Policy

- Does the legislation explicitly address racial outcomes and work to eliminate racial inequities?
- Will the legislation protect against racial violence, racial profiling, and discrimination?
- Does the legislation preserve and strengthen American Indian tribal sovereignty?
- Is the legislation enforceable? Are mechanisms in place to ensure accountability?



Examples of Racial Equity Bills

Halt Subprime Lending: SF 809 (Higgins/Davnie)

Bans a mortgage lender or broker from originating a loan without accounting for the best interest of the borrower. Protects thousands of families, particularly families of color from foreclosure driven by predatory lending practices.

Guiding Courts to Seal Records: SF 294 (Ortman/Lesch)

Sets criteria for courts to seal records such as a person's ability to secure employment, housing and community engagement. This bill would have allowed more than 14,000 ex-offenders of color get a fresh start.

Teacher Diversity Loan Program: HF 1698 (Norton/Lynch)

Establishes a loan program to recruit and train students of color to teach in Minnesota's rapidly diversifying schools. This bill would have encouraged thousands of teachers of color.



1. GOALS OF REPORT
2. DEMOGRAPHICS
3. RACIAL DISPARITIES
4. RACIAL EQUITY LEGISLATION
5. KEY FINDINGS
6. IMPACTS OF REPORT

OAP ORGANIZING APPRENTICESHIP PROJECT Key Findings

- The face of Minnesota is changing rapidly.
- With increasing populations of color throughout Minnesota—if left unchecked—stark racial disparities will only grow in magnitude.
- Legislative leadership and investment in racial equity counts.
- Despite some progress in leadership for racial justice since last report, Minnesota lawmakers are still not making the grade.



OAP
ORGANIZING APPRENTICESHIP PROJECT
JERMAINE TONEY
ORGANIZING APPRENTICESHIP PROJECT

MINNESOTA LEGISLATIVE REPORT CARD ON RACIAL EQUITY

2007

1. GOALS OF REPORT
2. DEMOGRAPHICS
3. RACIAL DISPARITIES
4. RACIAL EQUITY LEGISLATION
5. KEY FINDINGS
6. IMPACTS OF REPORT



Impacts of Report

- *Secured* key state capitol and mainstream press and relationships.
- *Conducted* public briefings on report card with over 1,500 leaders. Most recently, ‘No Legislator Left Behind’ event.
- *Adopted* principles for racial equity in 5 caucus districts in cities and suburbs.